



Windy Ridge K8

Media Center Collection Development Plan
2023-24

Karena Chunoo

Dr. Karena Chunoo
Principal

Jessica Scurry

Jessica Scurry
Certified Educational Media Specialist

Table of Contents

Table of Contents	2
Executive Summary	3
District Strategic Plan 2025	3
School Collection Development Plan	3
School Analysis	4
Collection Analysis (July 2023)	6
Collection Analysis by Category (July 2023)	7
Notes	7
Representation Analysis	8
Results	8
Summary	8
Strategic Focus	9
Budget and Purchasing Plan	10
Annual Budget 2023-2024	10
Purchasing Plan 2023-2024	10
Year-to-Year Collection Change	11

Executive Summary

District Strategic Plan 2025

Orange County Public Schools is the eighth-largest school district in the United States and the fourth largest in Florida. The district serves more than 206,000 students at 202 schools and is one of the largest employers in Central Florida with more than 25,000 team members.

Vision: To ensure every student has a promising and successful future.

Mission: With the support of families and the community, we create enriching and diverse pathways to lead our students to success.

School Collection Development Plan

Windy Ridge K8 serves 1161 students enrolled in grades kindergarten through eighth. The student population's ethnicity is made of 50% Hispanic and 50% Non-Hispanic students. Additionally, we serve a diverse population made up of 72% White, 13% Black, 0% Native, 10% Asian, 0% Pacific, and 4% Multicultural students.

The administration includes Principal Dr. Karena Chunoo and Assistant Principals Jacqueline Herrera and Jacqueline Lemieux. Windy Ridge K8 is proud to offer the many special programs which provide students with opportunities. These include Sunshine State Young Readers Award program, Battle of the Books, News Crew, Safety Patrols, Orff Ensemble, Gifted Program, Chess Club, Orchestra/Band, Chorus, National Junior Honor Society, Student Government Association, Athletic Teams, Drama Club, ESE Unit and so much more.

A thorough analysis of the current media center collection at Windy Ridge K8 indicates that the average age of the collection is 2011 and the number of books per student is 11.5. The [American Association for School Libraries](#) has established a criteria for highly effective media centers that includes a ratio of 15-20 books available per student in the collection.

At this time, Windy Ridge K8 does not meet the recommended standards for the number of books per student.

The analysis of the collection also revealed the following areas of strengths and concerns:

- The average age of our collection is a strength at 2011 which aligns with the AASL.
- The items per student of 11.5 is a concern because it does not align with the 15-20 books per student recommended by the AASL.
- The fiction vs. nonfiction percentages are a concern. The nonfiction collection is at only 30% of the collection.
- The age of the nonfiction collection is acceptable in some classifications but is concerning in some areas such as reference, literature, social sciences, language and religion.

- The average age of easy books is a concern. It is acceptable at 2007, but needs to be improved.
- The collection by audience is a concern as a K8 our collections largest audience is K-3. The 5-8 audience collection needs growth.
- The diversity of the collection is an area of concern. The diversity percentages are not representative of our population.

School Assessment Analysis

The school assessment analysis provides an overview of the school's assessment data for the previous two school years.

Proficiency Data							
Assessment	2021-22	Assessment	2022-23	Assessment	2021-22	Assessment	2022-23
		<i>Star Early Literacy Proficiency</i>	51%				
		<i>Star Reading Proficiency</i>	58%				
						<i>Star Math Proficiency</i>	63%
<i>FSA ELA Grade 3</i>	57%	<i>FAST ELA Proficiency Grade 3</i>	57%	<i>FSA Math Grade 3</i>	67%	<i>FAST Math Proficiency Grade 3</i>	70%
<i>FSA ELA Grade 4</i>	58%	<i>FAST ELA Proficiency Grade 4</i>	52%	<i>FSA Math Grade 4</i>	78%	<i>FAST Math Proficiency Grade 4</i>	63%
<i>FSA ELA Grade 5</i>	62%	<i>FAST ELA Proficiency Grade 5</i>	54%	<i>FSA Math Grade 5</i>	62%	<i>FAST Math Proficiency Grade 5</i>	65%
<i>FSA ELA Grade 6</i>	65%	<i>FAST ELA Proficiency Grade 6</i>	64%	<i>FSA Math Grade 6</i>	68%	<i>FAST Math Proficiency Grade 6</i>	79%
<i>FSA ELA Grade 7</i>	82%	<i>FAST ELA Proficiency Grade 7</i>	55%	<i>FSA Math Grade 7</i>	83%	<i>FAST Math Proficiency Grade 7</i>	89%
<i>FSA ELA Grade 8</i>	78%	<i>FAST ELA Proficiency Grade 8</i>	73%	<i>FSA Math Grade 8</i>	86%	<i>FAST Math Proficiency Grade 8</i>	73%

<i>Civics EOC</i>	93%	<i>Civics EOC</i>	79%	<i>FSA Algebra 1 EOC</i>	87%	<i>BEST Algebra 1 EOC</i>	64%
<i>NGSSS Sci 5 EOC</i>	69%	<i>NGSSS Sci 5 EOC</i>	59%	<i>FSA Geometry EOC</i>	100%	<i>BEST Geometry EOC</i>	93%
<i>NGSSS Sci 8 EOC</i>	79%	<i>NGSSS Sci 8 EOC</i>	81%				

Comparison between 2021-22 and 2022-23 Testing Data

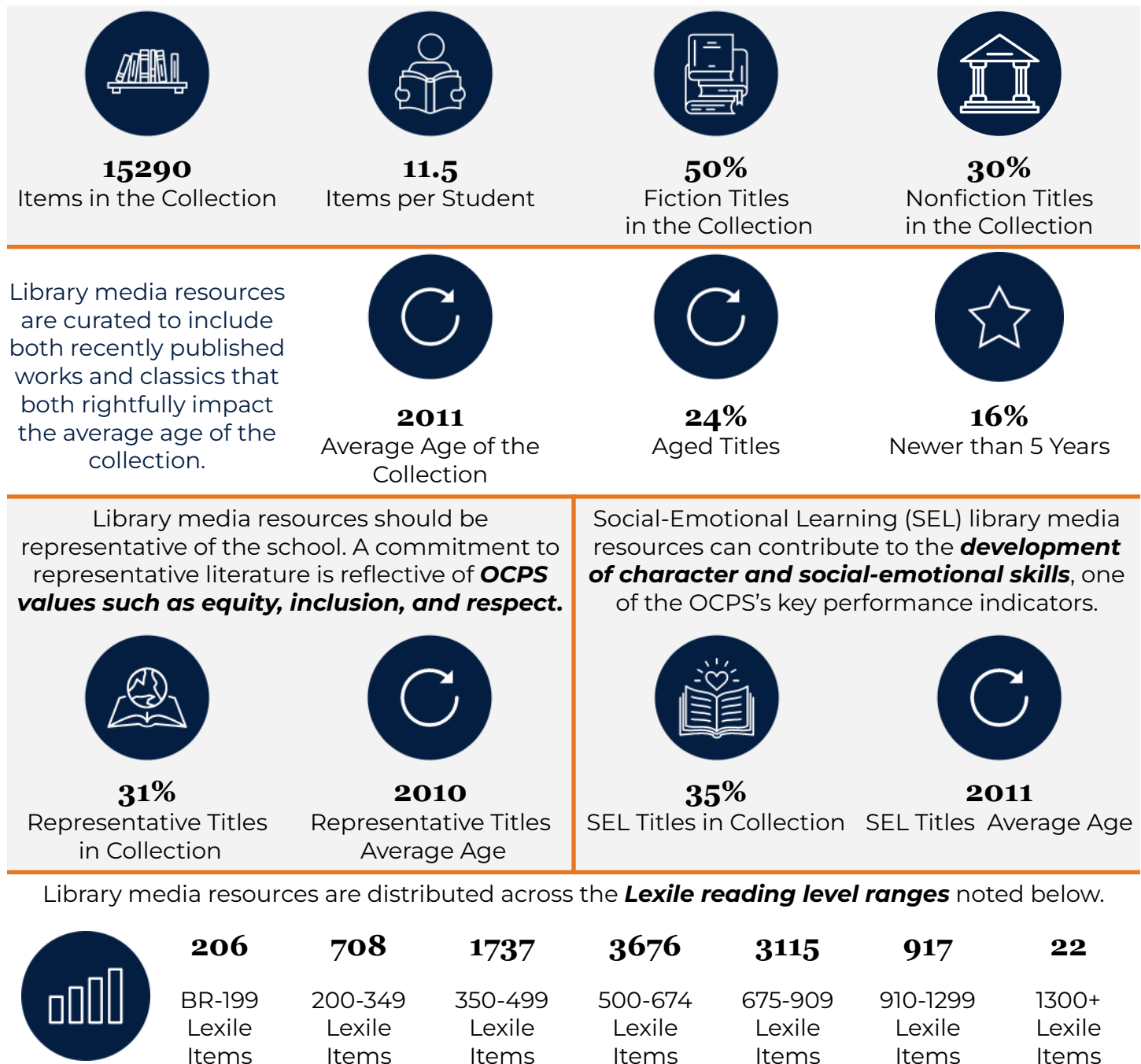
(adapted from <https://www.fldoe.org/accountability/assessments/k-12-student-assessment/results/2023.stml>)

In 2023, the state transitioned from Florida Standards Assessments (FSA) to Florida Assessment of Student Thinking (FAST) for English Language Arts (ELA) and Mathematics. The 2022-23 for FAST and Benchmarks for Excellent Student Thinking (B.E.S.T.) End-of-Course (EOC) assessments are based on **provisional** achievement level cuts that are linked to each assessment's respective 2021-22 reporting scale. Comparisons should not be made between the 2023 data and previous years' data. The implementation of FAST K-2 in the 2022-23 school year was the first administration of statewide assessments for students in grades K-2. These assessments include Star Early Literacy Proficiency, Star Reading Proficiency, and Star Math Proficiency.

Collection Analysis

The collection is developed for and influenced by students, their interests, academic needs and alignment to the curriculum. The data below is a snapshot of the collection based on a Titlewise Analysis from July 2023. Purchasing or weeding after that time is not reflected in this data.

In addition to the physical media center collection, the district provides almost 5,000 eBooks, audiobooks and digital magazines.



Collection Analysis by Category

The information collected in this section provides a detailed look at the current library collection by classification and genre. The information was gathered from Follett Destiny, the library management system, and Titlewave, the vendor's ordering and analysis tool.

Section	# of Titles	Average Age
Computer Science, Information & General Works	48	2014
Philosophy & Psychology	25	2010
Religion	30	2006
Social Sciences	589	2006
Language	608	2006
Science	996	2014
Technology	452	2014
Arts & Recreation	303	2015
Literature	180	2005
History & Geography	745	2010
Biography	500	2014
Easy	2748	2007
General Fiction	4204	2012
Graphic Novels	1070	2016

Notes

- Many of the sections listed above do not meet the guideline of the average age recommended by AASL.
- The computer science section is surprisingly small at only 48 titles.
- Literature needs the most improvement at 2005.
- Easy books section needs to be updated as well. This is a popular section and the collection does not meet the average age recommended by AASL.

Representation Analysis

Enrollment & Demographic Data					
1161 2023-24 Student Enrollment as of September 7, 2023	Subgroups		Federal Ethnicity		
	49% ELL	9% ESE	50% Hispanic	50% Non-Hispanic	
Federal Race Category					
72% White	13% Black	0% Native	10% Asian	0% Pacific	4% Multicultural

To deepen focus on strategic collection development, specific sections of the collection were analyzed in detail to determine whether the media center collection reflects and represents various points of view and experiences. The goal is to provide a balanced collection that can be both a mirror, to reflect a reader's experience, and a window, so readers can experience different viewpoints.

Results

Based on the available school data of Windy Ridge K8 in comparison to Collection Analysis results, it was found that:

Student Representation	% of Students	Total # of Titles	Total % of Titles	Avg. Age of Titles
Hispanic	50%	350	2%	2008
Black	13%	534	3%	2012
Native	0%	114	1%	2005
Asian	10%	152	1%	2013

Strategic Focus

This page lists the priorities for selection and weeding for each school year and includes the action, updates, and outcomes. This is subject to change due to funding and time constraints.

School Year	Strategic Focus
2023-2024	Selection Priorities <ul style="list-style-type: none">• Priority 1: Update Nonfiction section- Literature & Computer Science• Priority 2: Update Easy books• Priority 3: Sunshine State Books for 2023-24• Priority 4: Diverse titles - Latinx• Priority 5: Fiction books that appeal to grades 5th-8th• Priority 6: Continue book series
	Weeding Priorities <ul style="list-style-type: none">• Priority 1: District monthly weeding priority• Priority 2: Damaged books
2024-2025	Selection Priorities <ul style="list-style-type: none">• Priority 1: Update Nonfiction section- Religion, Social Sciences & Language• Priority 2: Sunshine State Books 2024-25• Priority 3: Continue book series• Priority 4: Fiction books both Easy and ones that appeal to 5-8 students
	Weeding Priorities <ul style="list-style-type: none">• Priority 1: District monthly weeding priority• Priority 2: Damaged books

Budget and Purchasing Plan

This page outlines the current budget available and specifically lists the priorities for this school year (2023-2024).

Annual Budget 2023-2024

State Funds	
Source	Amount
State (1001111000)	11,407.69
Internal Accounts	
Source	Amount
Book Fair Profits	7,000
Scholastic Bucks	500.67
Library Fines	817
Grants or Donations	0
TOTAL	19,725.36

Purchasing Plan 2023-2024

Approximate Purchasing Plan	
Purpose	Amount
Author Visit/Book Purchase- Nathan Fairbairn	\$400
Author Visit- Kentrell Martin	\$600
FAME Conference	\$350
SSYRA Books 2024-25 K8	\$3500
Nonfiction Book Purchases	\$1,500
Easy Book Purchases	\$1,500
Continue Book Series	\$1,000



Diverse Titles Book Purchases	\$1,500
Fiction books 5th-8th grade interests	\$2,000
TOTAL	\$12,350
Library Supplies, Reading Incentives, Author Visits, Battle of the Books, Battle Questions & other expenses	\$7,375.36



Year-to-Year Collection Change

The information below represents the year-to-year change within the library media center collection from the 2022-23 to 2023-24 school year. The 2022-23 data is based on a collection analysis from June 2022, while the 2023-24 is based on a collection analysis from July 2023.

Data Reflection

- The number of items in the collection was reduced by 4,359 items. That is a significant change to the collection.
- The items per student was reduced by 5.5 items to 11.5. The number is a concern and we need to add to the collection.
- The average age of the collection improved by 3 years to 2011. This is a strength to our collection.
- Representative titles increased by 3%. This is showing improvement to the diversity of our collection.

2022-23 Purchased and Weeded Materials		
Materials Added to the Collection	1,008	Materials Weeded from the Collection 4,446
Category	2022-23	2023-24
 Items in the Collection	19649	15290
 Items per Student	17	11.5

 Average Age of Collection	2008	2011
 Representative Titles in the Collection	29%	32%

Signature: Karena Chunoo
 Karena Chunoo (Oct 2, 2023 12:33 EDT)

Email: karena.chunoo@ocps.net